



Tax change
from 18 to 20%
Micros Symphony

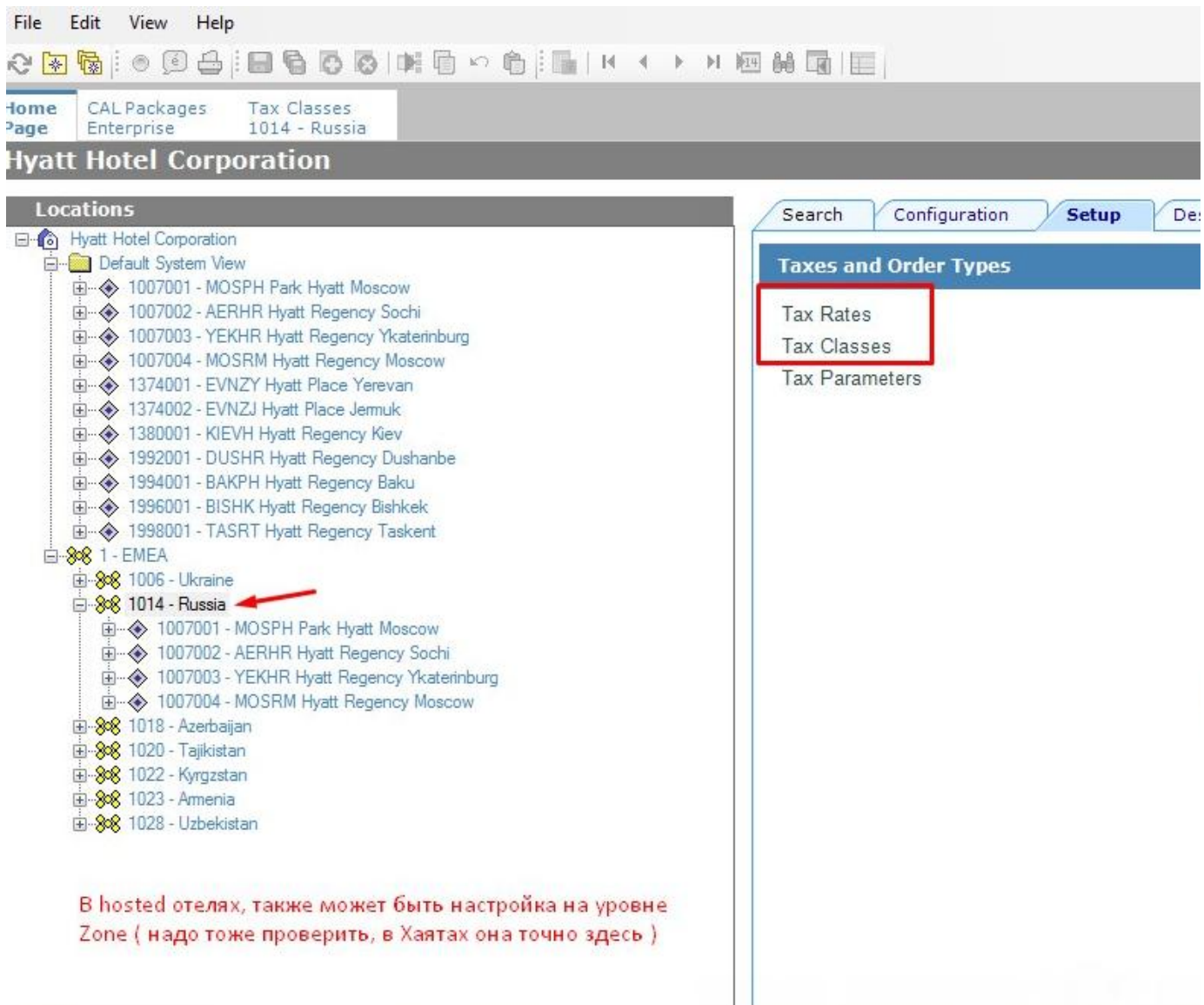
Changing the tax is made in two stages:

- 1) Change of name and value of tax by 20% in POS Configurator.
- 2) Change of the name and amount of tax by 20% in the fiscal registrar at the station.

Do not create new tax, just change the value of the tax and its name!

Need to change

EMC -> EMEA -> Russia -> SETUP -> Tax Rates и Tax Classes



The screenshot shows the POS Configurator software interface. The 'Locations' tree on the left lists various hotel locations, including '1014 - Russia' which is highlighted with a red arrow. The 'Setup' menu on the right is open, showing 'Taxes and Order Types' with 'Tax Rates' and 'Tax Classes' highlighted in a red box. Below the screenshot, there is a note in Russian: 'В hosted отелях, также может быть настройка на уровне Zone (надо тоже проверить, в Хаятах она точно здесь)'.

Or EMC -> Micros -> SETUP -> Tax Rates и Tax Classes

Home Page

Micros

Locations

- Micros ← enterprise level
 - Default System View
 - 1 - TestLab ← Property level
 - 1 - Restaurant
 - 2 - RestBar
 - 3 - Lobby Bar
 - 4 - MINI BAR
 - 5 - Plastek
 - 6 - TEST
 - 7 - HRS
 - 8 - Summer Ter
 - 9 - BQT
 - 10 - Outside Cat
 - 11 - Airlines
 - 12 - Cantin
 - 13 - Time and Alt

Search Configuration **Setup** Descriptors Tasks

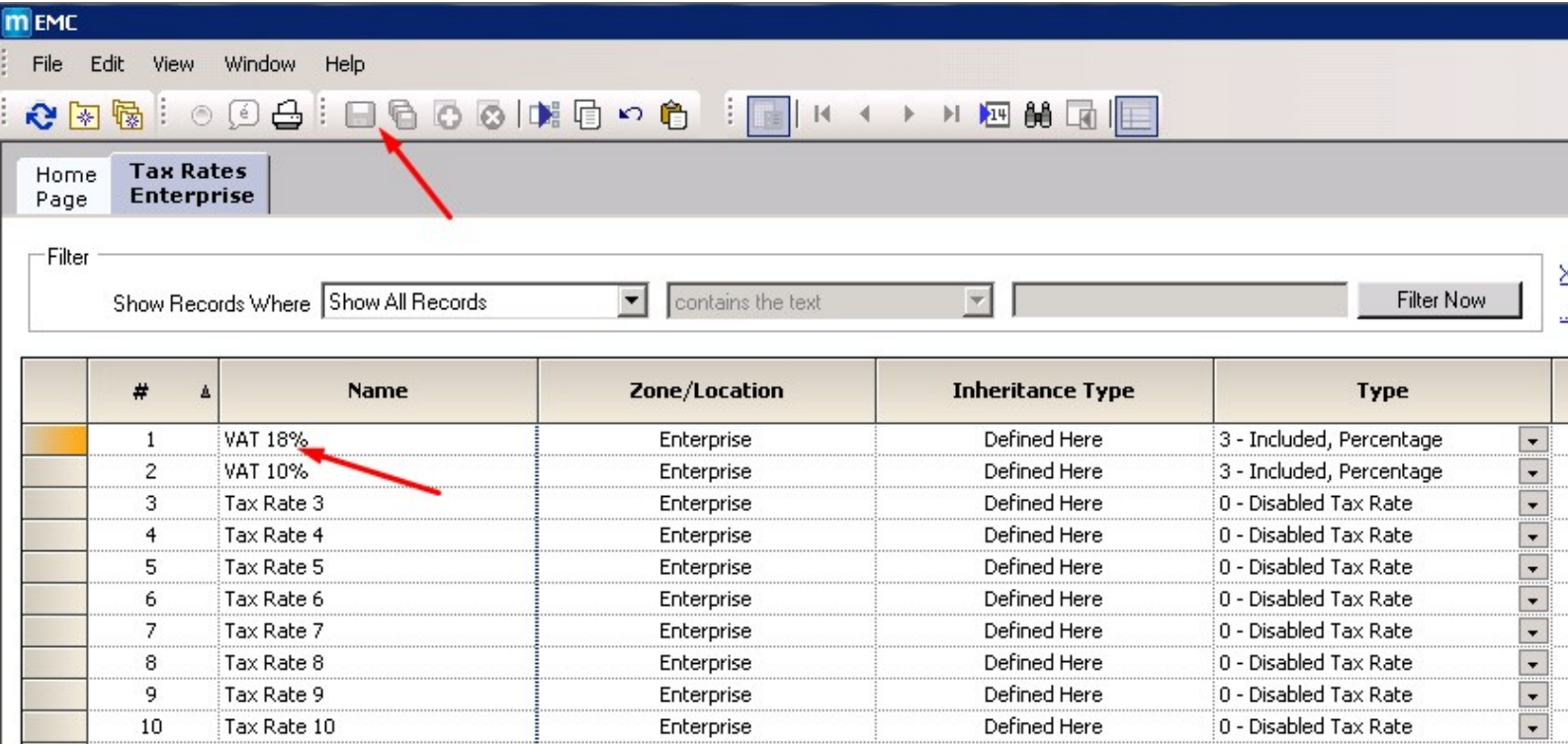
<p>Taxes and Order Types</p> <ul style="list-style-type: none"> Tax Rates Tax Classes Tax Parameters Order Type Parameters Canadian GST Canadian PST 	<p>Parameters</p> <ul style="list-style-type: none"> Enterprise Parameters Tender Parameters Report Parameters Control Parameters Format Parameters TMS Parameters 	<p>Enterprise Configuration</p> <ul style="list-style-type: none"> Zone Configuration Properties Languages Locale Dining Table Class Dining Table Status Set Wait Quote Configuration TMS Table Attributes
<p>Hardware/Interfaces</p> <ul style="list-style-type: none"> ● General <ul style="list-style-type: none"> Service Hosts CAL Packages Playback Control Barcode Format Sets Routing Groups Workstation Class ● KDS <ul style="list-style-type: none"> KDS Tool Bars KDS Bump Bars KDS Highlight Schemes KDS Chit Layout Styles ● Interfaces <ul style="list-style-type: none"> Interfaces Payments Payment Drivers Payment Device Loyalty Module Loyalty Driver Stored Value Module Stored Value Driver 	<p>Cash Management</p> <ul style="list-style-type: none"> ● Currency <ul style="list-style-type: none"> Currency Currency Parameters Currency Availability Currency Conversions ● Configuration <ul style="list-style-type: none"> Cash Management Parameters Cash Management Classes Cash Pull Threshold Sets PAR Level Sets Count Sheets Accounts Vendors Templates Receptacles 	<p>Custom Content</p> <ul style="list-style-type: none"> Application Text Page Templates Content System Template Alpha-Numeric Keyboard Extension Application

Налог может быть настроен либо на Проперти уровне либо на Интерпрайз.

Если на уровне Проперти он серый, значит настройки определены на уровне Интерпрайз.

Filter Coll Exp #

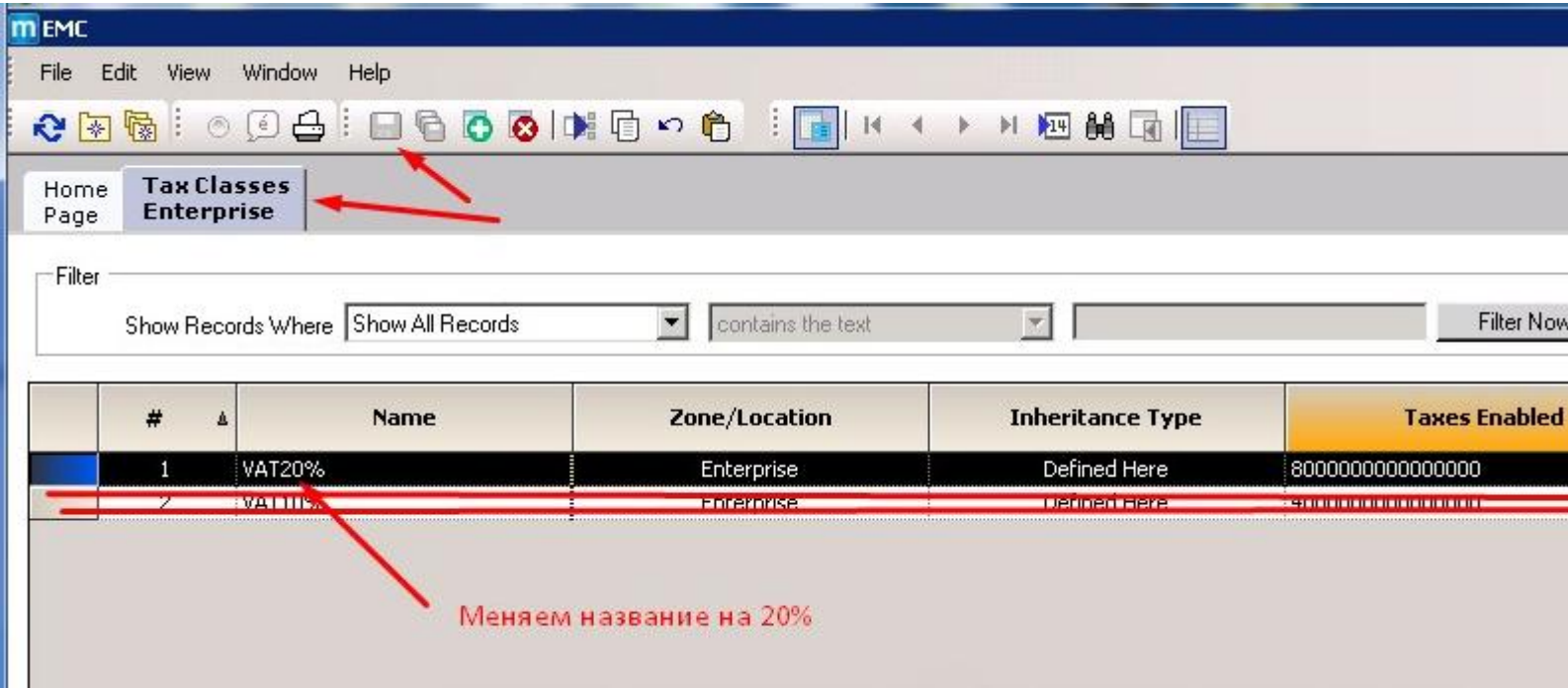
You need to open Tax Rates and change the Name in the Tax Collected column and the percentage itself, after which you need save the changes (floppy disk)



The screenshot shows the EMC Tax Rates Enterprise interface. A red arrow points to the floppy disk icon in the toolbar, indicating the save action. The table below lists various tax rates.

#	Name	Zone/Location	Inheritance Type	Type
1	VAT 18%	Enterprise	Defined Here	3 - Included, Percentage
2	VAT 10%	Enterprise	Defined Here	3 - Included, Percentage
3	Tax Rate 3	Enterprise	Defined Here	0 - Disabled Tax Rate
4	Tax Rate 4	Enterprise	Defined Here	0 - Disabled Tax Rate
5	Tax Rate 5	Enterprise	Defined Here	0 - Disabled Tax Rate
6	Tax Rate 6	Enterprise	Defined Here	0 - Disabled Tax Rate
7	Tax Rate 7	Enterprise	Defined Here	0 - Disabled Tax Rate
8	Tax Rate 8	Enterprise	Defined Here	0 - Disabled Tax Rate
9	Tax Rate 9	Enterprise	Defined Here	0 - Disabled Tax Rate
10	Tax Rate 10	Enterprise	Defined Here	0 - Disabled Tax Rate

Next, you need to open Tax Classes, and change the Name to 20% VAT and save the changes



The screenshot shows the EMC Tax Classes Enterprise interface. A red arrow points to the floppy disk icon in the toolbar, and another red arrow points to the 'Tax Classes Enterprise' tab. The table below shows the tax classes, with the first row highlighted and the second row crossed out. A red arrow points to the 'Name' field of the first row, with the text 'Меняем название на 20%' (Change name to 20%) written below it.

#	Name	Zone/Location	Inheritance Type	Taxes Enabled
1	VAT20%	Enterprise	Defined Here	8000000000000000
2	VAT10%	Enterprise	Defined Here	4000000000000000

Меняем название на 20%

All Workstations required to make an "Update DB" and restart the Power Stations for a make changes.



HOSPITALITY & RETAIL SYSTEMS

Hospitality & Retail Systems

The second stage is the introduction of changes to the stations directly into the settings of the Fiscal Registrar.

The best option is to call a specialist company that serves your ECR for making changes to the tax rate.